



## QUICK SERVICE DOOR RANGE

Version 1.5 | 24-04-2026

Timber  
Fire Door  
Manufacture



Fire Door  
Installation





## RATIONALISED DOORSETS DESIGNED FOR FAST-TRACK PROJECTS

With a maximum lead time of just four weeks from order confirmation to site delivery, Ahmarra's Quick Service Door (QSD) range is perfectly suited to refurbishment projects, fire safety upgrade schemes, and schools requiring 10 to 100 doorsets.

Manufacturing bespoke construction products can often be complex and time-consuming - particularly when fire certification is involved. Our Q-Mark certified QSD range addresses this by reducing complexity at every stage.

By simplifying design options, optimising the ordering process, and using readily available materials held in stock, Ahmarra supports you to meet the demands of fast-track projects without compromising on quality or compliance.

## WHY SHOULD YOU CHOOSE AHMARRA?

**QUALITY** We use the finest materials, cutting edge technology and traditional craftsmanship to guarantee exceptional standards.

**GREEN** Ahmarra care about the environment, as such, we are FSC® certified (FSC C018847) and hold ISO 14001 certification for our environmental practices. Our wood waste is converted into heat for our production facility in our biomass boiler. Our local forest planting scheme has meant thousands of plants and trees have been planted as a result of our donations.

**BRITISH** Made in Britain to the highest quality standards, we are proud to fly the flag for UK manufacturing.

## YOUR DOORSET WILL INCLUDE:

- Pre-hung doorset  
Single doors will arrive fitted on its hinges and perfectly fitted into its frame.  
Double doors will arrive with frame assembled but doors removed for manual handling purposes (unless door only ordered)
- Architrave and stops supplied loose
- Hinges, intumescent, drop seals (if acoustic or smoke controlled door) fitted at works
- Doors can also be supplied and morticed only for one of our lock cases, or flush bolts on double doors (if required)
- Plugged to confirm [Q-Mark Timber Fire Door Manufacture](#) scheme certification
- Palletised and express delivered to your project
- Full set of installation instructions
- Ironmongery is not included (other than our tested hinges), but can be supplied separately upon request

## BM TRADA Q-MARK CERTIFICATION

### The Importance of Fire Doors and Third Party Certification

Fire doors save lives and protect property, so it is vital that they are manufactured and installed correctly, or their fire-resistance can be seriously compromised. Third party certification provides an additional level of assurance of both the level and consistency of performance.


### Q-Mark Timber Fire Door Manufacturer Scheme

Ahmarra are proud to be certified members of this comprehensive third party certification scheme. Q-Mark has been designed to allow fire door manufacturers to demonstrate that their doors meet the standards required, and to provide ongoing reassurance that their product is fit for purpose. Performance, and production are regularly checked through audit testing and inspections.

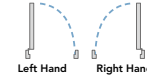


## QUOTE ENQUIRY

For a fast-track quotation, please [click here](#) or scan the QR code to complete our online form. Alternatively, send this completed pdf form to [sales@ahmarra.co.uk](mailto:sales@ahmarra.co.uk).



Contact Name:	Tel No:	Project:
Company Name:	Email:	
Delivery Address:		



## DOORSET (DOOR PRE-HUNG IN FRAME)

Doorset Type	1 Doorset Configuration	2 Fire Rating	3 Acoustic Rating	4 Facing/Finish	5 Vision Panel	6 Structural Opening Height (mm)	6 Structural Opening Width (mm)	6 Frame Depth (mm)	6 Architrave (mm)	7 Hinges	8 Handing Ahmarra Convention	9 Lock	Quantity

## DOOR ONLY

Door Type	1 Door Configuration	2 Fire Rating	3 Acoustic Rating	4 Facing/Finish	5 Vision Panel	6 Door Size Height (mm)	6 Door Size Width (mm)	Quantity

## ORDER PROCESS

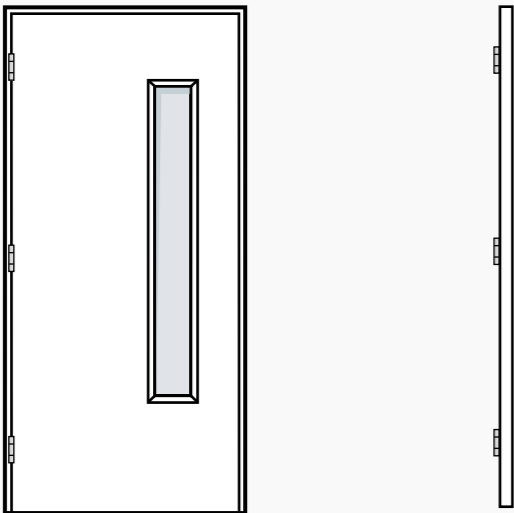
Our lead-time is a maximum of **4 weeks** from the point that your order is confirmed and payment made, to delivery at your project's site.



## QUICK SERVICE DOOR CONFIGURATIONS

Select the most appropriate door configuration for each structural opening.

**SINGLE DOOR**



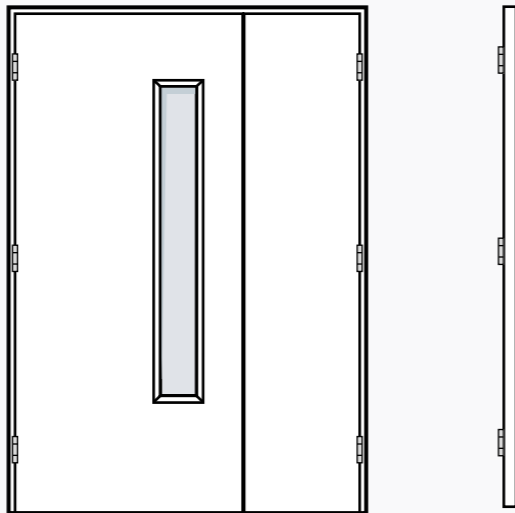
**Fire & Smoke Rating**  
 NFR FD 30s FD 60s

**Acoustic Rating Rw(dB)\***  
 NR 30 35

**Specification**  
 Configuration: Single  
 Vision Panel: Yes/No

**Technical Details**  
 Door Core: SevereCore™

**UNEQUAL PAIR OF DOORS**



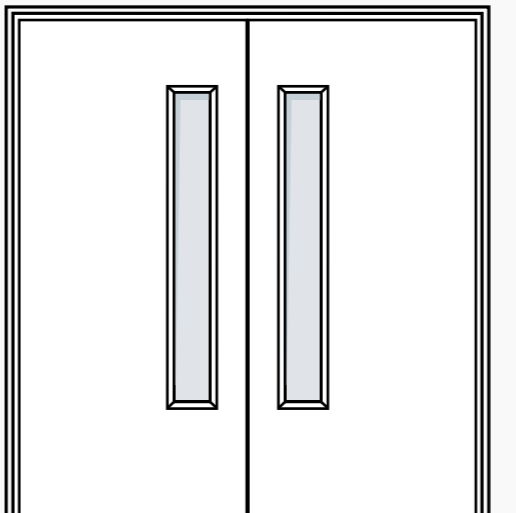
**Fire & Smoke Rating**  
 NFR FD 30s FD 60s

**Acoustic Rating Rw(dB)\***  
 NR 30 35

**Specification**  
 Configuration: Unequal Pair  
 Vision Panel: Yes/No

**Technical Details**  
 Door Core: SevereCore™

**DOUBLE DOORS**



**Fire & Smoke Rating**  
 NFR FD 30s FD 60s

**Acoustic Rating Rw(dB)\***  
 NR 30 35

**Specification**  
 Configuration: Double  
 Vision Panel: Yes/No

**Technical Details**  
 Door Core: SevereCore™



### ITEM 1: DOOR CONFIGURATION

SINGLE	UNEQUAL PAIR	EQUAL PAIR
S	U	E

### ITEM 2: FIRE RATING

NON-FIRE RATED	FD30s FIRE & SMOKE RATED	FD60s FIRE & SMOKE RATED
NFR	FD30s	FD60s

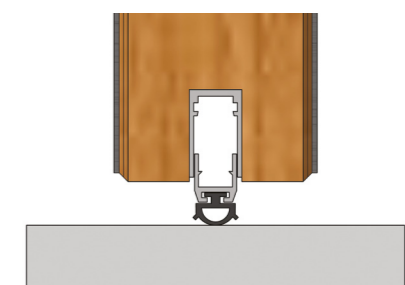
Ensure each door has the correct fire and smoke rating associated, NFR, FD30s or FD60s. This should be derived from the building's fire strategy, by a professional. When doors only are ordered intumescent is not supplied, machined or fitted by Ahmarra.

### ITEM 3: ACOUSTIC RATING

NON-ACOUSTIC RATED	30 RwdB	35 RwdB
NR	30	35

If noise reduction is required, please select the appropriate acoustic rating.

All acoustically attenuated or smoke controlled doors will be fitted with an automatic drop seal as illustrated below. All doors will come with a 7mm undercut.



**Pre-Primed Eco Veneer**

The pre-primed eco veneer paper has been designed as a time saving initiative for paint grade doors and is ideal for concealing any lippings ensuring a smoother finish.

**FACINGS & FINISHES**

Doors can either be factory finished with high pressure laminate selected from the options below, or with pre-primed eco veneer suitable for on-site painting. Frames will be primed.

**HIGH PRESSURE LAMINATE**

**Benefits**

- Highly resistant surface (impact, abrasion, stains, chemicals)
- Nonporous surface: easy to clean and resistant to disinfection protocols
- Volatile organic compounds (VOCs): Greenguard Gold Certified
- Suitable for high-traffic public environments



The laminate is available in 26 colour options, all of which are held in stock as part of our standard range:

<b>22161</b> Alpine White RAL 9010 LRV 86.9	<b>21581</b> Royal White RAL 9010 LRV 85.8	<b>22171</b> Cloud White RAL 9003 LRV 82.7	<b>21057</b> Marigold RAL 090 80 70 LRV 64.6
<b>21069</b> Silver Grey RAL 7047 LRV 56.9	<b>22192</b> Lustre Blue RAL 230 80 20 LRV 53.0	<b>21024</b> Saffron RAL 060 60 80 LRV 50.6	<b>22143</b> Grassy RAL 120 70 50 LRV 41.3
<b>22153</b> Saga Green RAL 1808010 LRV 40.5	<b>22079</b> Dove Grey RAL 7004 LRV 36.3	<b>21303</b> Sea Jade RAL 180 60 05 LRV 30.4	<b>22062</b> Tropical Blue RAL 190 60 20 LRV 24.9
<b>21065</b> Cardinal Red RAL 030 40 60 LRV 16.9	<b>21032</b> Ink RAL 260 40 45 LRV 16.1	<b>21329</b> Stormy RAL 7015 LRV 14.4	<b>22293</b> Forest Green RAL 160 40 15 LRV 13.4
<b>21129</b> Folk Grey RAL 7035 LRV 9.8	<b>22109</b> Pearl Black RAL 7024 LRV 9.8	<b>21022</b> Midnight Blue RAL 270 20 15 LRV 6.9	<b>21066</b> Black RAL 000 30 00 LRV 5.5
<b>14644</b> Laurel Oak Whirl LRV 29.3	<b>13093</b> Classic Oak LRV 29.7	<b>14641</b> Laurel Oak Wind LRV 30.3	<b>13096</b> Light Linear Wood LRV 37.2
<b>14663</b> Twilight Ashwood LRV 17.4	<b>13097</b> Dark Linear Wood LRV 8.9		

**PRIMED ECO-VENEER**

Ready Primed Eco-Veneer suitable for on-site painting.

**Benefits**

- Economic
- Surface damage can easily be fixed on-site
- Can be painted on-site to match the project's design scheme



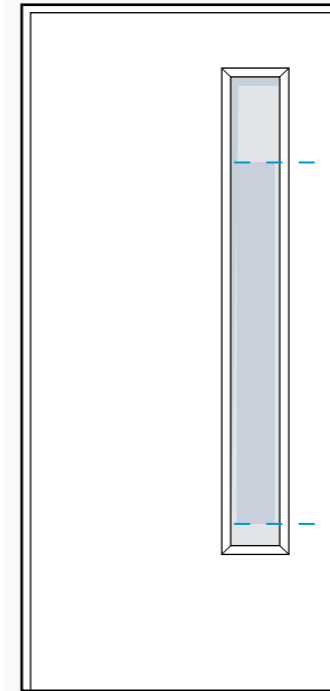
**ITEM 4: FACINGS & FINISHES**

ALPINE WHITE	ROYAL WHITE	CLOUD WHITE	MARIGOLD	SILVER GREY	LUSTRE BLUE	SAFFRON	GRASSY	SAGA GREEN
22161	21581	22171	21057	21069	22192	21024	22143	22153
DOVE GREY	SEA JADE	TROPICAL BLUE	CARDINAL RED	INK	STORMY	FOREST GREEN	FOLK GREY	PEARL BLACK
22079	21303	22062	21065	21032	21329	22293	21129	22109
MIDNIGHT BLUE	BLACK	LAUREL OAK WHIRL	CLASSIC OAK	LAUREL OAK WIND	LIGHT LINEAR WOOD	TWILIGHT ASHWOOD	DARK LINEAR WOOD	PRIMED ECO VENEER
21022	21066	14644	13093	14641	13096	14663	13097	PRIMED

**VISION PANEL**

Standard vision panel style details compliant to BS 8300:2009.

**VP01**  
Single narrow vision panel



Vision panels allow users of the building to view what is on the other side of the door and are an important safety feature, vital in preventing injury resulting from collision with opening doors.

**BS 8300:2009**  
**MINIMUM ZONE OF VISIBILITY**

**Fire & Smoke Ratings**



**Technical Details**

Aperture Width 200 mm  
Aperture Height 1400 mm

**ITEM 5: VISION PANEL**

Choose whether you would like your doors to feature a vision panel.


<b>NO APERTURE</b>	<b>STANDARD VISION PANEL</b>
None	VP01

**LIPPINGS & GLAZING BEADS**

**Lippings**

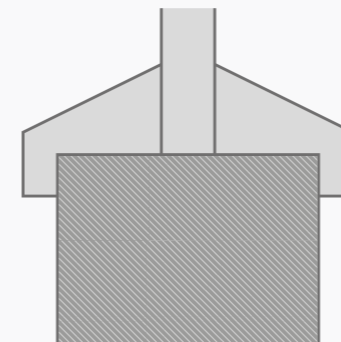
All doors from Ahmarra are lipped all around.

Laminate faced doors will be lipped in American White Oak (semi-concealed as shown).



**Bolection Bead**

Hardwood bolection bead (cloak bead) will also be in American White Oak, where laminate, to match the lippings. Pin fixed.



## FRAMES & ARCHITRAVE

### LINING WITH PLANTED DOOR STOPS (LNG)

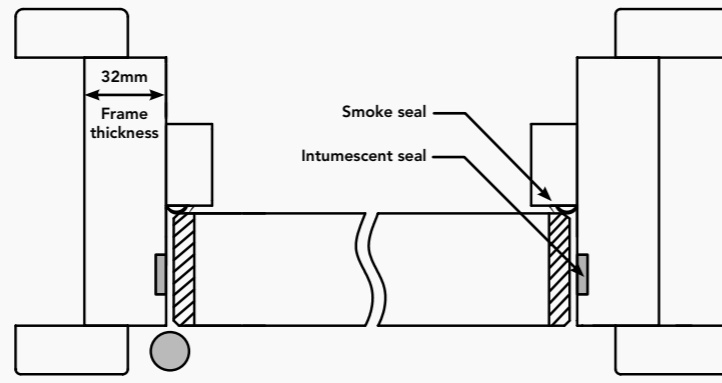
Our most popular frame type, suitable for most project types.

Frame finish is primed for on-site decoration.

Seals will always be white and can be painted over.

#### Technical Details

Min. Wall Depth	105 mm
Max. Wall Depth	250 mm
Fire Rating	NFR, FD30s, FD60s



### FRAME MATERIALS

#### Primed Engineered Softwood (ESWD)

- Overall cost saving
- Natural timber defects eliminated
- Consistent material appearance
- Long term product stability

Density	>470Kg/M <sup>3</sup>
Fire rating	NFR, FD30s
Finish	Primed for on-site painting



#### Primed Engineered Hardwood (EHWD)


- Overall cost saving
- Natural timber defects eliminated
- Consistent material appearance
- Long term product stability

Density	>650 Kg/M <sup>3</sup>
Fire rating	FD60s
Finish	Primed for on-site painting




### ARCHITRAVE

#### Standard (44 x 18 mm) EDARC1



Ahmarra's standard architrave profile is 44 x 18 mm with 3mm radiused edges.

#### Extended (69 x 18 mm) EDARC2



Extended architraves (69 mm wide) may be necessary for refurbishment projects where structural openings may be inconsistent. These also have 3mm radiused edges.


### ITEM 6: SIZES

For doors only, enter the door height and width in millimetres. For doorsets (doors pre-hung in frame), enter the structural opening height and width, plus the partition depth in millimetres.

DOOR SIZES	DOORSET SIZES
DOOR HEIGHT x DOOR WIDTH	STRUCTURAL OPENING HEIGHT x STRUCTURAL OPENING WIDTH x FRAME DEPTH

### ITEM 6: ARCHITRAVE

ARCHITRAVE SIZE OPTION 1	ARCHITRAVE SIZE OPTION 2	NONE
44mm	69mm	N/A



## HINGES

In fire door applications, three hinges must be fitted to each door. Lift off hinge and butt hinge options are available.

Where door only, hinges can be supplied for on-site machining and fitting to align with existing frames.

### ITEM 7: HINGE

LIFT OFF HINGES	BUTT HINGES	NONE
LO	BT	N/A



#### LIFT OFF HINGES

Class 11  
Supplied and fitted by Ahmarra



#### BUTT HINGES

SSS Class 13  
Supplied and fitted by Ahmarra

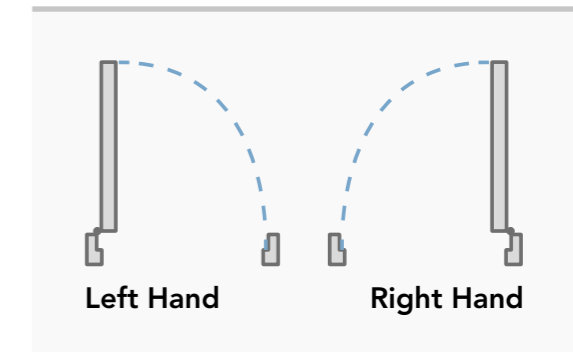
## HANDING

Be sure to select the correct handing for each doorset.

Standing on the non-hinge side of the door (door opening away), if the door opens towards the right, then it is a right handed door. If the door opens towards the left, then it is a left handed door.

### ITEM 8: HANDING

LEFT HAND	RIGHT HAND	NONE
LH	RH	N/A



## LOCK & FLUSH BOLTS MORTICE

Ahmarra can mortice for our modular lock and flush bolts if required.

### ITEM 9: LOCK & FLUSH BOLTS

LOCK MORTICED	FLUSH BOLTS RECESSED	LOCK & FLUSH BOLTS RECESSED	NONE
LM	FBR	L&FBR	N/A

Flush bolts will be edge mounted if required. Modular lock-body only will be factory morticed into the door edge and positioned so that when fitted on site, the lever handle sits at 900mm height.

Where door only, locks can be supplied for on-site machining and fitting.

#### SASHLOCK



#### FLUSH BOLT

2 x flush bolt recess





Based in Hampshire, Ahmarra have been manufacturing doors for over 30 years.

We are proud to fly the flag for British manufacturing and use traditional craftsmanship, cutting edge technology and the finest materials to guarantee exceptional standards.

